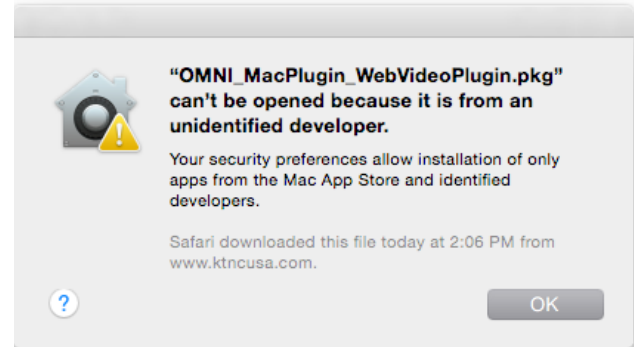
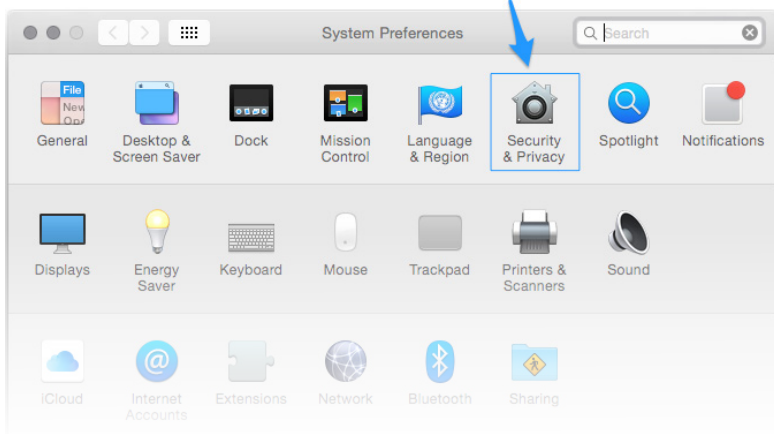


Instructions for Installing the MAC OMNI Plugin

1. When installing the OMNI MAC Plugin you may encounter an error. "OMNI_MacPlugin_WebVideoPlugin.pkg" can't be opened because it is from an unidentified developer.

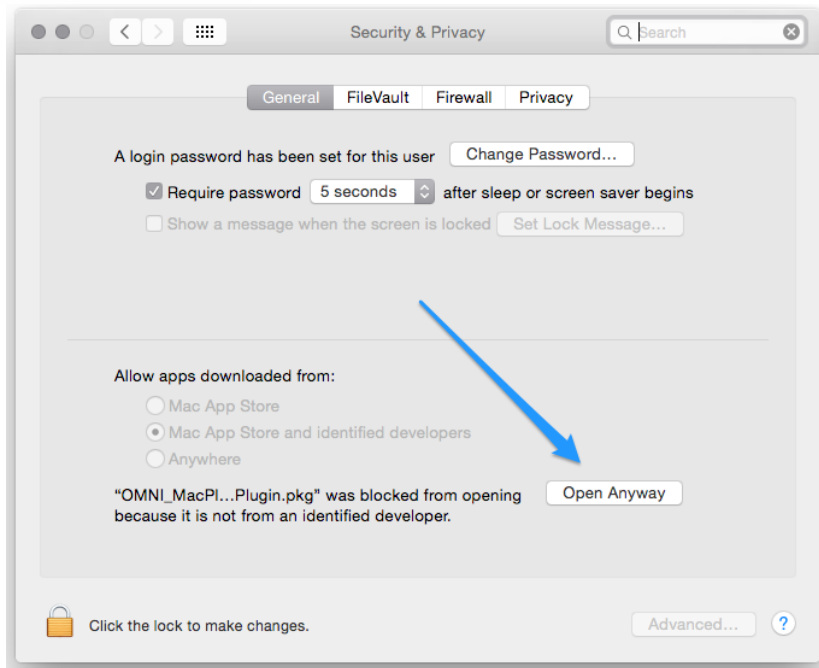
2. Simply open up **System Preferences** & Select **Security & Privacy**.



3. Select "Open Anyway" under Allow apps downloaded from:

*Depending on your settings you may need to put in your password and/or select the lock in the bottom left corner.

4. Once you have completed these steps your installation should start immediately. If not simply try opening the file again from "downloads" or wherever you have saved the file.



Please Note:

When you get to this login screen the login button may NOT work. Simply enter your user name and password and **then just hit the Enter/Return Key on your keyboard to login.**

